



UNIFORM MANUAL **FOR MANUFACTURES**



SUMMARY

1. Fabric	3
1.1 Kimono Jacket 2	3
1.1.1. Composition 2	3
1.1.2. GSM 2	3
1.1.3. Construction / Weft	3
1.2. Kimono Pants 2	3
1.2.1. Composition 3	3
1.2.2. GSM 3	3
1.2.3. Construction / Weft	3
2. Measures	4
2.1. Kimono Jacket	4
2.2. Kimono Pants	4
3. Reinforcement and Lining	5
3.1. Kimono Jacket	5
3.2. Kimono Pants	6
4. Finishing	7
4.1. Kimono Jacket	7
4.2. Kimono Pants	7
5. Labeling	8
5.1.1. Composition label on Kimono jacket	8
5.1.2. External label on Kimono jacket	8
5.2.1. Composition label on Kimono pants	9
5.2.2. External label on Kimono pants	9
6. Patches, Embroidery, Prints and other Finishes	10
7. Belt	11
8. Allowed Colors	12
8.1. Kimono Jacket and Pants	12
8.2. Belt	12
9. No-Gi Uniform Allowed Colors	13

INTRODUCTION

The information described in this manual is intended to guide kimono manufacturers (and related articles) on the specifics of the products, according to the technical requirements used in the championships held by the International Brazilian Jiu-Jitsu Federation - IBJJF.



1. FABRIC

1.1 Kimono Jacket

The kimono jacket must be made with embossed braided fabric, so that the texture of the fabric construction provides the necessary grip during the practice of Jiu-Jitsu.

Solid details in colors other than the color of the kimono will not be allowed

1.1.1. Composition

The kimono jacket must be made with 100% cellulose fiber (cotton, hemp, bamboo, eucalyptus, etc.) or a mixture of no less than 90% cellulose fiber and no more than 10% synthetic fiber (nylon, polyester, etc.).

1.1.2. GSM

The GSM of the fabric for the kimono jacket must be between 380 g/m² and 650 g/m²

1.1.3. Construction / Weft

It is mandatory to use fabric with embossed braided constructions.

Fabrics with canvas or twill construction will not be accepted for the kimono jacket.

1.2. Kimono Pants

Kimono pants must be made of a single fabric. crotch area can be made with embossed braided fabric.

1.2.1. Composition

Kimono pants must be made of 100% cellulose fiber (cotton, hemp, bamboo, eucalyptus, etc.) or a mixture of no less than 55% cellulose fiber and no more than 45% synthetic fiber (nylon, polyester, etc.). Solid details in colors other than the color of the kimono will not be allowed.

1.2.2. GSM

The GSM fabric for the kimono pants must be between 220 g/m² and 300 g/m²

1.2.3. Construction / Weft

The use of fabrics with twill or rip-stop constructions are mandatory.

2. MEASURES

2.1. Kimono Jacket

The jacket must go to the athlete's thighs and the sleeves should come to no more than 2 cm(0.8in) from the athlete's wrist when the arm is extended straight parallel to the ground.

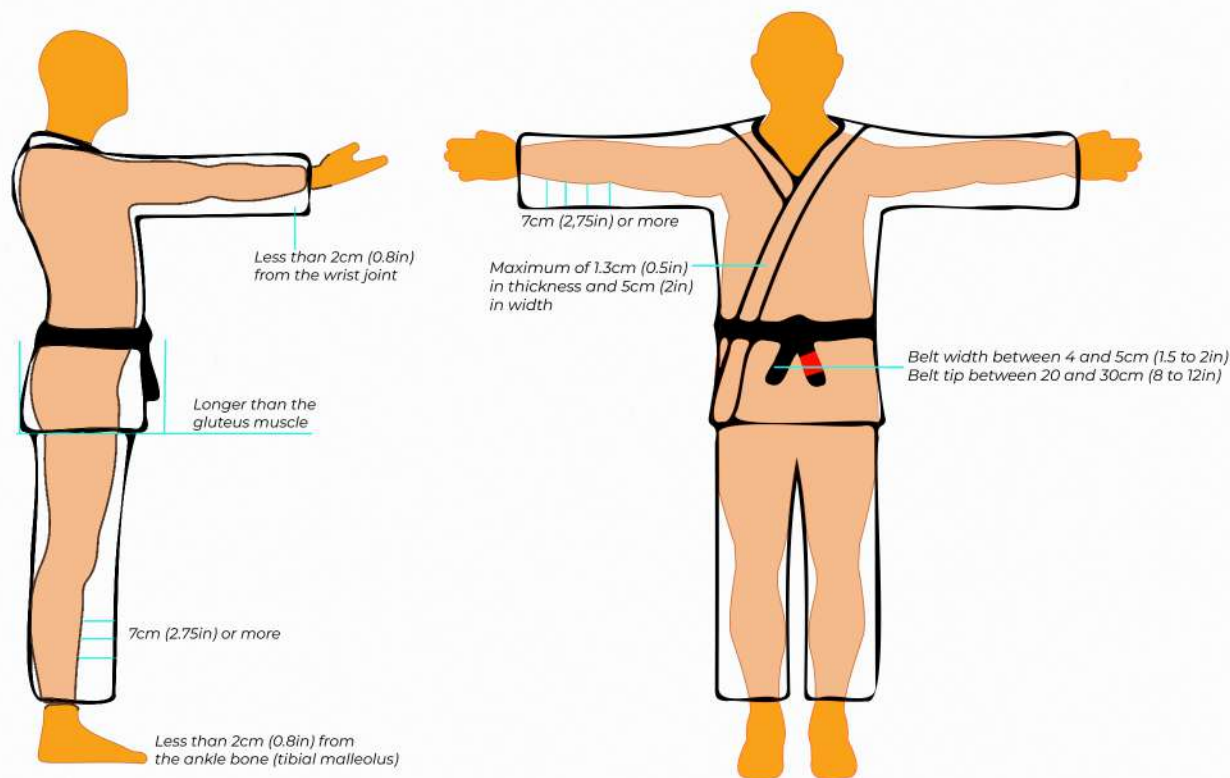
The team responsible for checking the kimono in the checking area will observe that it is within the standards required by the IBJJF, in the following measures:

- ▶ kimono collar thickness: from 1 cm to 1.3 cm;
- ▶ kimono collar width: 4.5 to 5 cm;
- ▶ space of the kimono sleeve over its entire length: at least 7 cm.

2.2. Kimono Pants

GI pants should reach no more than 2 cm(0.8in) above the tibial malleolus (ankle bone).

The looseness of the kimono pants must be at least 7 cm wide. Measure from knee down.



3. REINFORCEMENT AND LINING

3.1. Kimono Jacket

Double reinforcement will be allowed in the fabrication of the kimono on the shoulders (**Image 2, A**), underarms (**Image 2, B**) and on the cut of the skirt (**Image 2, C**) of the kimono.

Double forearm reinforcement will not be allowed (**Image 2, D**). The reinforcement of the finishing of the sleeves (**revel stitch, Image 2, E**) and the Kimono skirt (**Image 2, F**) must have a maximum of 2.5 cm.

It is only allowed to print or use linings that are not embossed on the inside of the kimono's neck and shoulders

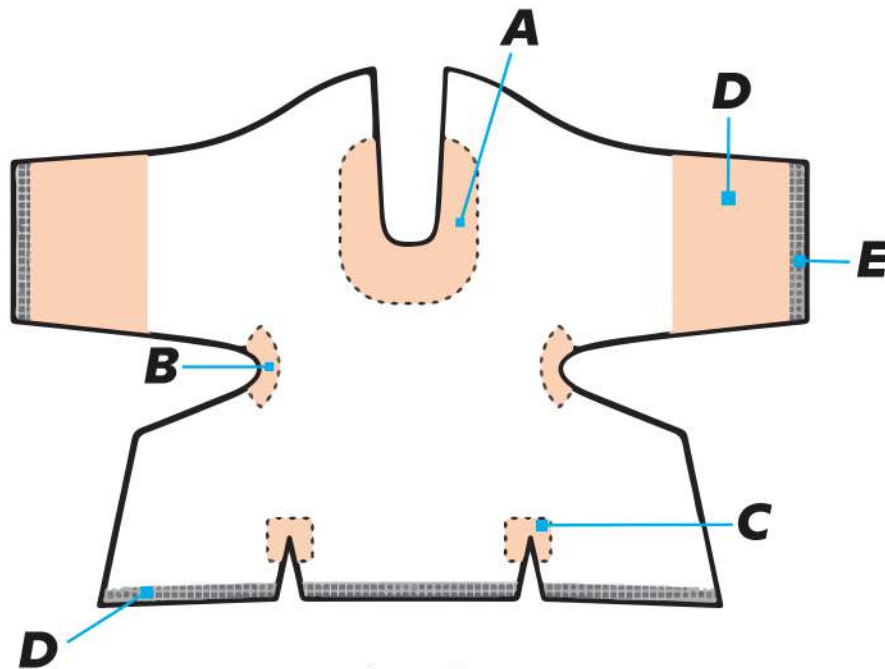


image 2

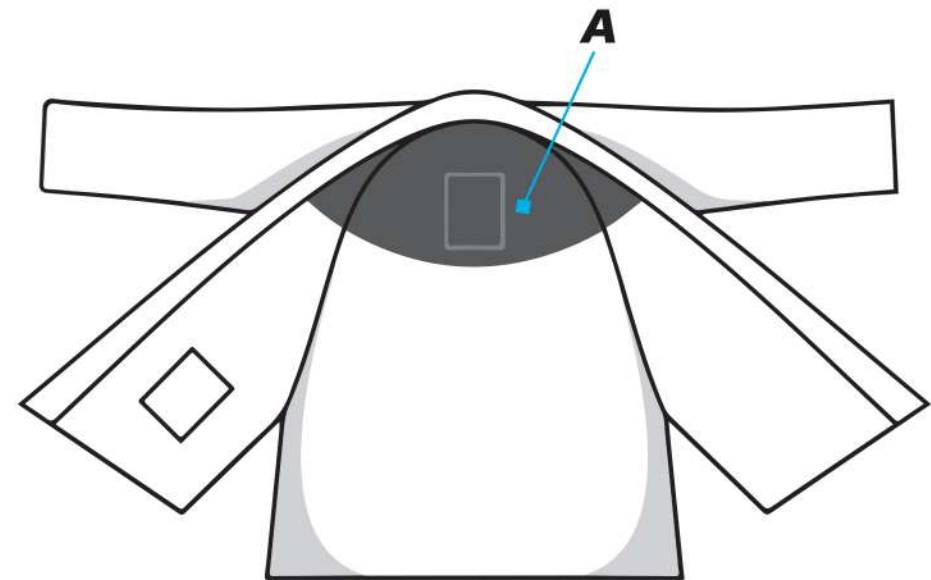


image 3

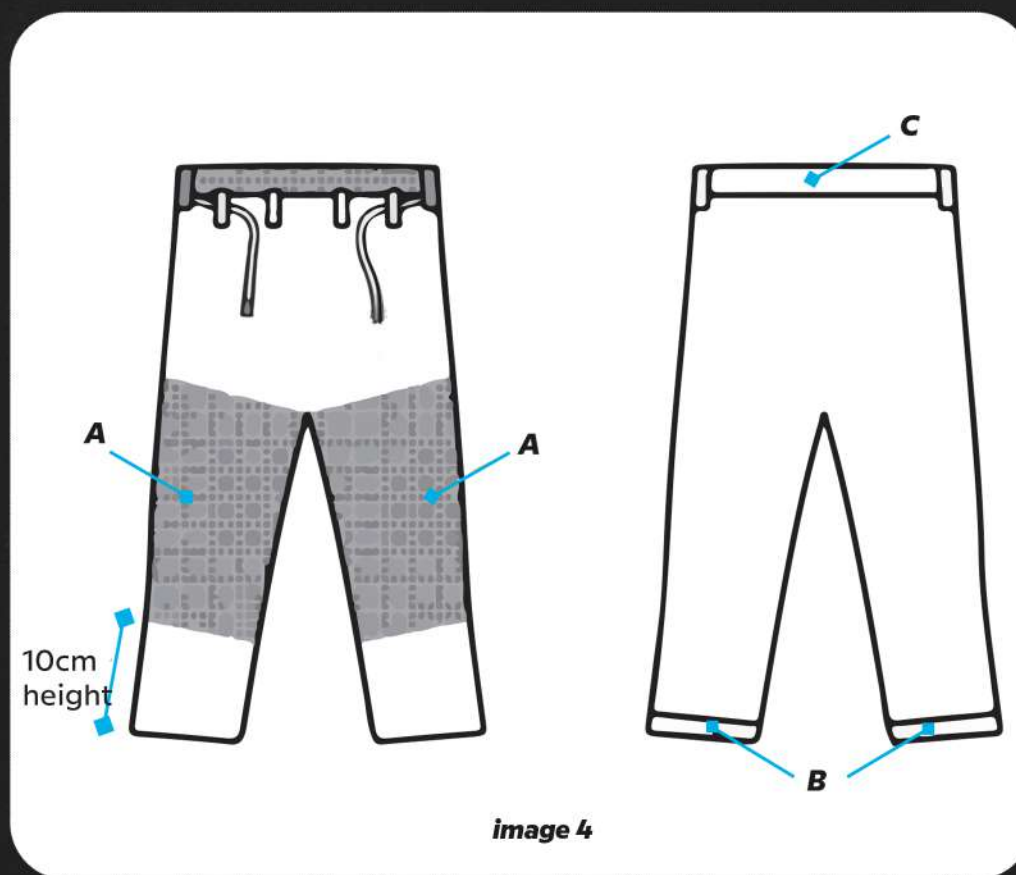
3.2. Kimono Pants

Using double lining reinforcement in the knee area from 10cm above the pant cuff and that does not exceed the hook (crotch area) of the pants will be permitted.

The reinforcement of the finish of the bottom hem of the pants (**Image 4, B**) must have a maximum of 2.5 cm. The reinforcement of the waistband of the pants (**Image 4, C**) must have a maximum of 5 cm.

1BJJF suggestion: If the athlete needs to decrease the length of the leg, the height of the lining may exceed the permitted limit for the knee reinforcement area (10 cm from the bar).

To reduce this problem, we suggest that manufacturers offer pants with length options within the same waist size, as some brands already do. Example: A1 Short; A1 Medium; A1 Tall



4. FINISHING

4.1. Kimono Jacket

The use of kimono with EVA or similar material inside the collar will be allowed, as long as the size and rigidity regulations provided for in the Rules Book are respected.

It will not be allowed to use a stripe lacing around the collar of the gi, inside or out (Image 5, E).

4.2. Kimono Pants

The fabric of the pants must not have any rigid material



07

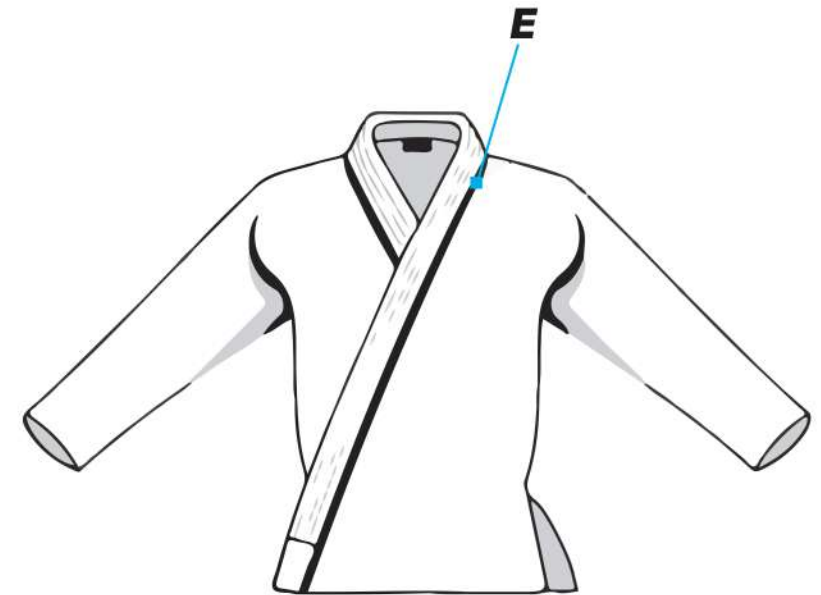


image 5

5. LABELING

IBJJF suggests that manufacturers use a label with the composition and GSM of the fabric.

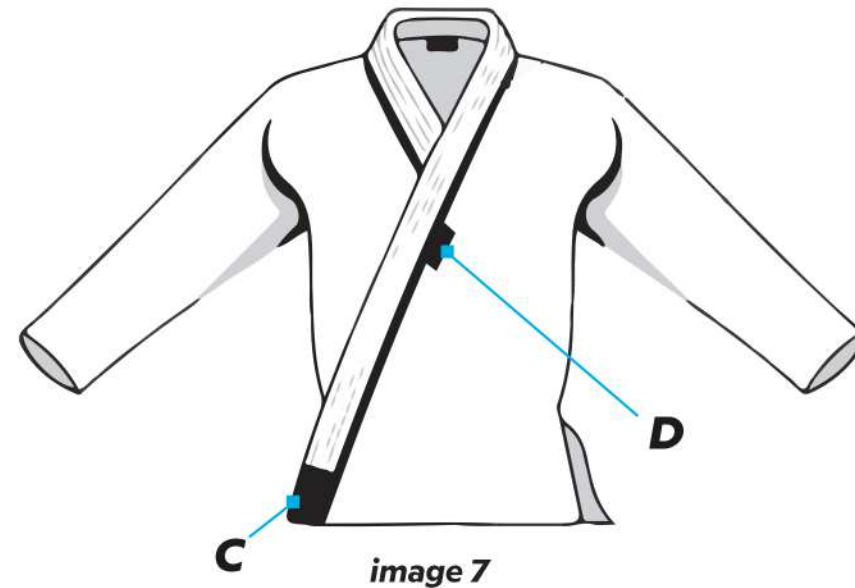
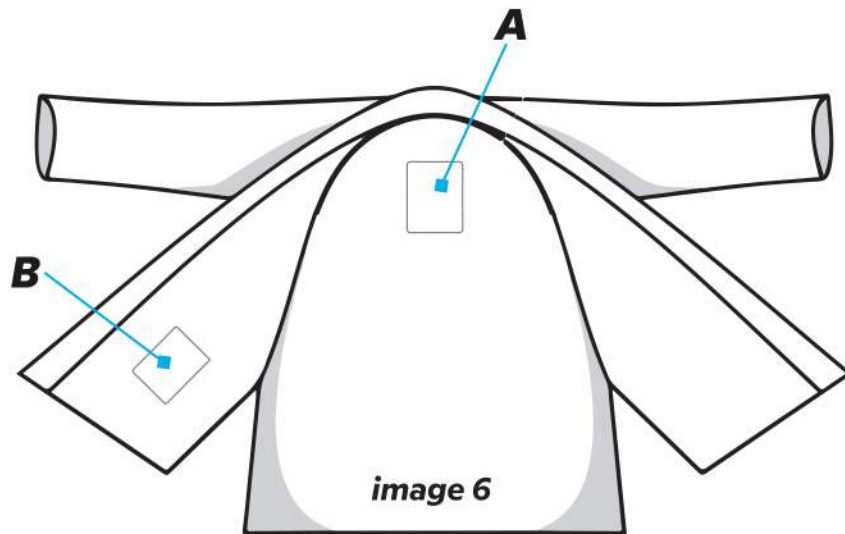
5.1.1. Composition label on Kimono jacket

The composition label on the kimono jacket must be located on the inside of the kimono at the height of the neck (**Image 6, A**) or on the side of the kimono (**Image 6, B**).

5.2.1. External label on Kimono jacket

The use of the brand label located at the bottom of the lapel with a maximum length of 8cm will be allowed. (**Image 7, C**).

No other label will be allowed on the inside, outside or next to the lapel (**Image 7, D**).



5.2.1. Composition label on Kimono pants

The composition label of the kimono pants must be located on the inside of the waistband of the pants

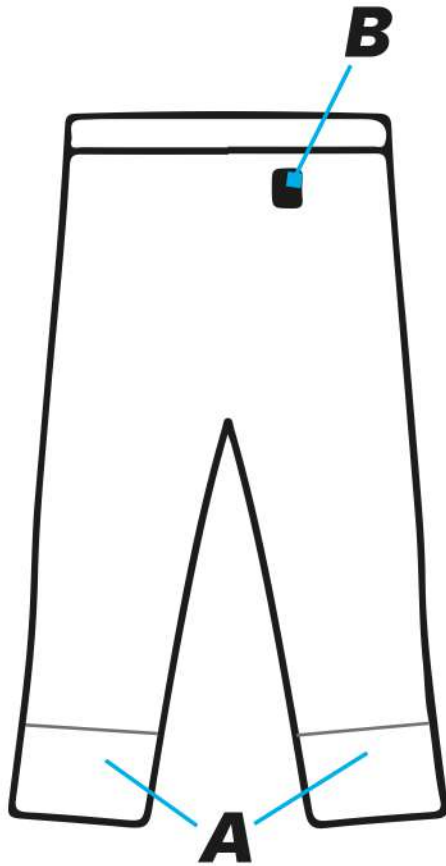


image 8

5.2.2. External label on Kimono pants


AA kimono manufacturer label will be allowed on the front of one of the pant legs (**image 8, A**) and also below the waistband, on the front of the pants (**Image 8, B**).

The leg tag (**Image 8, A**) must be made of fine fabric, such as satin, with a maximum area of 36 cm² and cannot be embroidered.

6. PATCHES, EMBROIDERY, PRINTS AND OTHER FINISHEDS

10

Patches or embroidery may only be present at authorized locations. The patches must be properly sewn.



Embroidery must follow the same specification as the patch locations.

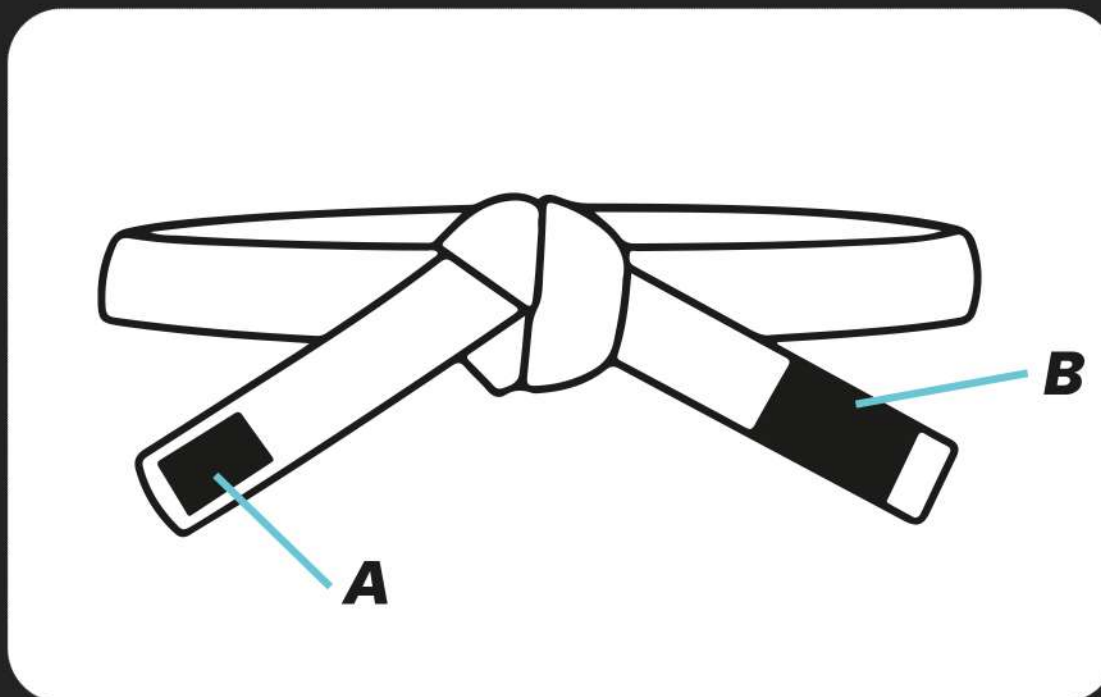
No embroidery or printing on the inside or outside of the kimono collar will be allowed.

7. BELT

The belt must be 3,5 to 4,5 cm wide, the color of which corresponds to the rank that the athlete belongs to with the black tip (**Image 10, B**). Except black belts, which will have the white or red tip (**Image 10, B**). Each end of the belt must be between 20cm and 30cm in length after the belt knot.


Any type of printing on the strip body will not be allowed. Embroidering will be allowed after the knot and nowhere else.

The use of embroidery or brand tag of the manufacturers label will only be allowed at the tip of the belt (**Image 10, A**).





8. ALLOWED COLORS

8.1 Kimono Jacket and Pants



8.2 Belt



9. NO-GI UNIFORM ALLOWED COLORS



WHITE
PMS White



BLUE
2172 C



PURPLE
Violet C



BROWN
PMS 469



BLACK
Black C

**THANK
YOU**



PBJJF

PROFESSIONAL BRAZILIAN JIU JITSU FEDERATION

